

60 WORLD COARSE FISHING CHAMPIONSHIP FOR NATIONS

Polonia

Zeranski Channel in Warsaw

FINAL INDIVIDUAL CLASSIFICATION Date **15-09-2013**



Class. (final)	Competitor		Team (Nation)		Penalties (Total)	Placing (1st day / 2nd day)	Weight (total)	Weight (best)	Fish (total)	Nr. (tot.)	Legs played
1	Delannoy	Didier	France		2.0	1 - 1	9,845	6,480	143	23	2
2	Hemingray	Steve	England		2.0	1 - 1	8,475	4,455	227	23	2
3	Scotthorne	Alan	England		2.0	1 - 1	7,275	4,020	214	6	2
4	Djug	Muris	Bosnia Herzegovina		3.0	1 - 2	6,840	4,250	57	35	2
5	Niemiec	Adam	Poland		3.0	1 - 2	4,455	2,915	179	34	2
6	Ashby	Sean	England		3.0	1 - 2	4,385	2,415	159	31	2
7	Jacobs	Geert	Belgium		4.0	2 - 2	8,455	6,370	88	17	2
8	Konopásek	Ladislav	Czech Republic		4.0	3 - 1	5,775	2,945	314	18	2
9	Rancu	Tiberiu	Romania		4.0	2 - 2	3,965	2,390	158	31	2
10	Shipp	Des	England		5.0	3 - 2	7,355	5,375	212	27	2
11	Lebkowski	Michal	Poland		5.0	2 - 3	4,325	2,265	182	18	2
12	Da Silva	Diégo	France		5.0	4 - 1	4,120	2,355	140	15	2
13	Ļalmacovs	Vladislavs	Latvia		5.0	3 - 2	4,105	2,500	96	20	2
14	Zerak	Zlatko	Slovenia		5.0	3 - 2	3,655	2,280	72	21	2
15	Helsen	Bart	Belgium		5.0	3 - 2	3,430	1,805	109	24	2
16	Pergreff	Luca	Czech Republic		6.0	2 - 4	6,500	4,150	265	15	2
17	Lafont	Paul-Louis	France		6.0	1 - 5	4,115	2,790	238	22	2
18	Roberts	Ben	Wales		6.0	2 - 4	2,960	1,500	139	14	2
19	Gabba	Ferruccio	Italy		7.0	4 - 3	6,795	4,540	112	14	2
20	Konopásek	Josef	Czech Republic		7.0	6 - 1	4,275	3,075	220	29	2
21	Walczak	Wiktoria	Poland		7.0	4 - 3	3,510	1,975	179	12	2
22	Böhm	Johannes	Germany		7.0	3 - 4	3,170	1,655	108	15	2
23	Evans	Nigel	Wales		8.0	2 - 6	5,240	3,675	122	5	2
24	Ujszász	Richárd	Hungary		8.0	7 - 1	4,165	2,300	221	6	2
25	Dewimille	Alain	France		9.0	8 - 1	5,550	3,110	216	24	2
26	Blom	Daniel	Sweden		9.0	6 - 3	4,365	2,300	92	24	2
27	Di Venti	Eric	Belgium		9.0	6 - 3	4,320	2,785	165	20	2
28	Grabovskis	Normunds	Latvia		9.0	3 - 6	3,605	2,385	88	21	2
29	Sorti	Gianluigi	Italy		9.0	8 - 1	3,245	2,660	93	9	2
30	Nagy	Benedek	Hungary		9.0	4 - 5	3,115	1,885	128	8	2
31	Strengelsrud	Niklas	Norway		9.0	5 - 4	3,010	1,740	37	17	2
32	Olejník	Michal	Slovakia		9.0	2 - 7	2,750	1,855	103	29	2
33	Raison	Will	England		10.0	1 - 9	4,780	3,510	189	18	2
34	Falsini	Jacopo	Italy		10.0	5 - 5	4,385	2,570	180	16	2

Time
16:08:46

President of Jury


60 WORLD COARSE FISHING CHAMPIONSHIP FOR NATIONS

Polonia

Zeranski Channel in Warsaw

FINAL INDIVIDUAL CLASSIFICATION

Date 15-09-2013



Class. (final)	Competitor	Team (Nation)		Penalties (Total)	Placing (1st day / 2nd day)	Weight (total)	Weight (best)	Fish (total)	Nr. (tot.)	Legs played	
35	Lupsen	Thijs	Netherland		10.0	6 - 4	4,110	2,100	81	15	2
36	Rodríguez Blasc	Juan Antonio	Spain		10.0	2 - 8	4,010	2,980	162	30	2
37	Corcoran	David	Scotland		10.0	6 - 4	3,235	1,935	67	13	2
38	Slegers	Hans	Belgium		10.0	4 - 6	3,195	1,885	88	34	2
39	Ziedins	Agris	Latvia		10.0	3 - 7	2,135	1,085	18	17	2
40	Friederichs	Dieter	Netherland		10.0	5 - 5	2,050	1,120	77	24	2
41	Siptsov	Yury	Russia		11.0	1 -10	6,840	5,700	65	15	2
42	Lillman	Jouni	Finland		11.0	8 - 3	5,585	4,945	37	3	2
43	Kondík	Lukáš	Slovakia		11.0	3 - 8	4,305	2,515	78	26	2
44	Mazurczak	Grzegorz	Poland		11.0	3 - 8	3,895	2,550	168	16	2
45	Rolík	Radovan	Slovakia		11.0	10 - 1	3,585	1,965	67	24	2
46	Klásek	Petr	Czech Republic		11.0	5 - 6	3,385	1,725	124	30	2
47	Fini	Andrea	Italy		11.0	4 - 7	3,165	1,670	177	23	2
48	Adriolo	Jo	Netherland		11.0	6 - 5	3,090	1,605	113	22	2
49	Rodriguez M.	Roberto	Spain		11.0	7 - 4	2,690	1,535	112	11	2
50	Lanchikov	Alexander	Russia		11.5	1 -10½	2,230	1,310	51	20	2
51	Danilovs	Ivans	Latvia		12.0	6 - 6	5,365	3,580	137	31	2
52	Pönni	Seppo	Finland		12.0	4 - 8	3,985	2,375	69	15	2
53	Kmetec	Mitja	Slovenia		12.0	5 - 7	2,935	1,795	88	7	2
54	Varga	József	Hungary		13.0	10 - 3	2,810	1,755	153	17	2
55	Meis	Frank	Luxembourg		13.0	7 - 6	2,470	1,260	81	16	2
56	Kaminski	Wojciech	Poland		13.0	4 - 9	1,880	1,080	65	20	2
57	Stronck	René	Luxembourg		14.0	9 - 5	4,895	3,370	73	31	2
58	Schührer	Peter	Germany		14.0	7 - 7	4,795	3,400	76	22	2
59	Herdlitzschke	Ralf	Germany		14.0	7 - 7	2,905	1,500	106	9	2
60	Sandberg	Andreas	Sweden		14.0	7 - 7	2,065	1,395	21	12	2
61	Scarponi	Filippo	San Marino		15.0	5 -10	1,500	775	73	32	2
62	Walter	Tamás	Hungary		16.0	9 - 7	4,280	2,590	85	18	2
63	Unikas	Audrius	Lithuania		16.0	5 -11	2,345	1,555	83	16	2
64	Selva	Massimo	San Marino		16.0	9 - 7	2,285	1,640	47	23	2
65	Quijal Morillas	Vicente	Spain		16.0	2 -14	1,565	1,055	29	21	2
66	Trummer	Thomas	Austria		17.0	6 -11	1,685	945	23	27	2
67	Amorim	José	Portugal		17.0	11 - 6	1,675	1,395	95	11	2
68	Wessels	Bob	United-States		17.0	5 -12	1,530	1,035	31	15	2

Time
16:08:47

President of Jury

Aljo Garcia Martinez

60 WORLD COARSE FISHING CHAMPIONSHIP FOR NATIONS

Polonia

Zeranski Channel in Warsaw

FINAL INDIVIDUAL CLASSIFICATION Date **15-09-2013**



Class. (final)	Competitor		Team (Nation)		Penalties (Total)	Placing (1st day / 2nd day)	Weight (total)	Weight (best)	Fish (total)	Nr. (tot.)	Legs played
69	Palfi	Zsolt	Serbia		17.0	10 - 7	1,480	990	73	26	2
70	Brown	Greig	Channel Island		17.0	6 -11	1,480	740	26	19	2
71	Edwards	Lee	Wales		18.0	13 - 5	3,275	2,080	111	33	2
72	Tono	Mikael	Sweden		18.0	7 -11	2,920	1,800	33	18	2
73	Pavlicevic	Miloš	Serbia		18.0	8 -10	2,480	1,745	103	26	2
74	Ambrožič	Jernej	Slovenia		18.0	10 - 8	2,300	1,340	99	16	2
75	Enström	Marcus	Sweden		18.0	6 -12	1,500	980	30	30	2
76	Burdak	Sergii	Ukraine		19.0	2 -17	5,745	5,650	59	26	2
77	Berteyn	Andy	Belgium		19.0	5 -14	4,515	4,065	80	8	2
78	Unikas	Marius	Lithuania		19.0	9 -10	3,375	2,640	89	18	2
79	Pavlishchev	Vladimir	Russia		19.0	4 -15	3,050	2,605	133	14	2
80	Hafner	Kurt	Austria		19.0	15 - 4	2,795	1,950	31	16	2
81	Zunic	Andrija	Bosnia Herzegovina		19.0	14 - 5	2,240	1,850	70	20	2
82	Benzar	Zsolt	Romania		20.0	10 -10	3,635	2,485	68	21	2
83	Stranen	Roger	Luxembourg		20.0	5 -15	2,565	2,205	61	14	2
84	Frost	Darren	Wales		20.0	12 - 8	2,210	1,250	90	13	2
85	Vucenovic	Duško	Bosnia Herzegovina		20.0	17 - 3	1,840	1,420	55	16	2
86	Stanciu	Toni	Romania		20.0	12 - 8	1,475	1,005	43	15	2
87	Thinnes	Mike	Luxembourg		20.0	10 -10	1,175	735	59	14	2
88	Spierings	Jurgen	Netherland		21.0	15 - 6	3,285	2,710	51	21	2
89	Weed	Ewan	Scotland		21.0	11 -10	2,750	2,190	47	23	2
90	Frankiewicz	Krzysztof	Norway		21.0	12 - 9	2,160	1,200	95	21	2
91	Lozinca	Florin	Romania		21.0	4 -17	1,735	1,335	30	18	2
92	Belliard	Jachy	Switzerland		21.0	7 -14	1,285	865	32	25	2
93	Marian Manzano	Pablo	Spain		21.0	7 -14	1,200	720	42	15	2
94	Vesligaj	Predrag	Serbia		22.0	18 - 4	2,205	1,940	55	25	2
95	Jensen	Rikard	Denmark		22.0	9 -13	1,920	1,125	80	24	2
96	Carver	Graham	Channel Island		22.0	8 -14	1,430	775	67	20	2
97	Garashchenko	Jurii	Ukraine		22.0	13 - 9	1,410	1,180	43	20	2
98	Klechka	Andrei	Belarus		22.0	9 -13	1,240	750	57	25	2
99	Ottinger	Ján	Slovakia		22.0	10 -12	1,110	580	55	27	2
100	Kusmartsev	Sergey	Russia		22.5	8 -14½	1,720	1,150	70	23	2
101	Baranauskas	Martynas	Lithuania		22.5	12½-10	1,105	960	30	29	2
102	Masson	James	Scotland		23.0	11 -12	3,375	2,465	77	23	2

Time
16:08:47

President of Jury

Mr. Paulo Mattar

60 WORLD COARSE FISHING CHAMPIONSHIP FOR NATIONS

Polonia

Zeranski Channel in Warsaw

FINAL INDIVIDUAL CLASSIFICATION Date **15-09-2013**



Class. (final)	Competitor		Team (Nation)		Penalties (Total)	Placing (1st day / 2nd day)	Weight (total)	Weight (best)	Fish (total)	Nr. (tot.)	Legs played
103	Waye	Carl	Channel Island		23.0	18 - 5	1,845	1,270	45	14	2
104	Burleigh	David	Ireland		23.0	10 - 13	1,755	1,155	51	18	2
105	Ghioghiu	Andrei	Romania		23.0	8 - 15	1,655	890	52	15	2
106	Gomes	Rui	Portugal		24.0	12 - 12	2,060	1,340	32	10	2
107	Larsen	Peter	Denmark		24.0	11 - 13	2,010	1,355	46	22	2
108	Mehmed	Borjan	Bulgaria		24.0	8 - 16	1,855	1,255	118	15	2
109	Forni	Mauro	Switzerland		24.0	14 - 10	1,785	905	76	19	2
110	Bernscherer	Daniel	Austria		24.0	9 - 15	1,190	825	26	24	2
111	Nolan	Peter	Ireland		24.0	13 - 11	1,040	625	63	7	2
112	Zakrzheuski	Aleh	Belarus		24.0	7 - 17	1,040	665	38	23	2
113	Kirgegård	Morten	Denmark		24.0	8 - 16	905	455	38	4	2
114	Aigner	Hubert	Austria		24.0	15 - 9	850	760	37	6	2
115	Purnell	Gareth	United-States		24.5	14 - 10½	2,600	1,680	76	23	2
116	Green	Mark	United-States		24.5	10 - 14½	1,205	635	37	23	2
117	Karklinš	Guntis	Latvia		25.0	16 - 9	2,555	2,245	23	13	2
118	McKerrell	Colin	Scotland		25.0	8 - 17	2,025	1,620	93	17	2
119	Strengelsrud	Tommy	Norway		25.0	17 - 8	1,115	770	38	22	2
120	Rodriguez M.	Angel Vicente	Spain		26.0	12 - 14	2,520	1,915	46	25	2
121	Weidner	Georges	Switzerland		26.0	15 - 11	2,225	2,105	43	18	2
122	Perko	Alan	Croatia		26.0	17 - 9	1,820	1,235	61	10	2
123	Dobmeier	Chris	Germany		26.0	9 - 17	1,595	1,165	64	27	2
124	Gaio	Márcio	Portugal		26.0	18 - 8	1,085	770	70	26	2
125	Georgiev	Georgi	Bulgaria		26.0	15 - 11	1,075	860	45	28	2
126	Walsh	Vincent	Ireland		26.0	14 - 12	875	745	37	20	2
127	Jensen	Simon	Denmark		27.0	14 - 13	2,890	1,925	118	22	2
128	Semianiuk	Andrey	Belarus		27.0	12 - 15	1,440	880	68	8	2
129	Borsuk	Dmytro	Ukraine		27.0	16 - 11	1,080	660	55	22	2
130	Esteves	Vitor	Portugal		27.0	15 - 12	1,005	640	44	8	2
131	Filipovic	Alija	Bosnia Herzegovina		27.0	14 - 13	535	450	28	18	2
132	Cekovic	Domagoj	Croatia		28.0	14 - 14	2,395	1,735	62	29	2
133	Beinoras	Vilius	Lithuania		28.0	11 - 17	1,500	1,225	74	24	2
134	Kovacevic	Duško	Serbia		28.0	13 - 15	1,430	830	36	12	2
135	Marten	Zoltan	United-States		28.0	18 - 10	1,235	855	75	19	2
136	Bologna	Ercole	San Marino		28.0	14 - 14	760	660	33	17	2

Time
16:08:47

President of Jury

Aljo Garcia Martinez

60 WORLD COARSE FISHING CHAMPIONSHIP FOR NATIONS

Polonia

Zeranski Channel in Warsaw

FINAL INDIVIDUAL CLASSIFICATION Date **15-09-2013**



Class. (final)	Competitor	Team (Nation)		Penalties (Total)	Placing (1st day / 2nd day)	Weight (total)	Weight (best)	Fish (total)	Nr. (tot.)	Legs played	
137	Carver	Anthony	Channel Island		28.0	13 -15	445	340	26	32	2
138	Stajduhar	Drazen	Croatia		29.0	17 -12	1,950	1,080	101	12	2
139	Dimitrovski	Peter	Slovenia		29.0	16 -13	1,640	915	53	5	2
140	Dimitrov	Dimitar	Bulgaria		29.0	16 -13	1,540	930	59	27	2
141	Holst	Stefan	Sweden		29.0	13 -16	1,470	940	51	22	2
142	Sviatoshchyk	Yauhben	Belarus		29.0	13 -16	1,255	1,125	29	16	2
143	Vanhanen	Jukka	Finland		29.0	11 -18	1,185	1,080	44	30	2
144	Grandoni	Oscar	San Marino		29.0	11 -18	915	885	45	13	2
145	Lehtinen	Ville	Finland		29.0	11 -18	835	490	24	14	2
146	Jakobsen	Claus	Denmark		29.0	12 -17	495	260	25	12	2
147	Dunne	Shane	Ireland		29.0	12 -17	420	255	21	19	2
148	Mourant	Gary	Channel Island		30.0	16 -14	1,255	800	56	8	2
149	Vrckovic	Martin	Croatia		30.0	14 -16	635	410	44	21	2
150	Lavonen	Erkki	Finland		30.5	17½-13	510	510	26	19	2
151	Forni	Andrea	Switzerland		31.0	15 -16	1,430	940	82	22	2
152	Michalec	Christian	Austria		32.0	16 -16	1,360	830	55	25	2
153	Mihaylov	Georgi	Bulgaria		33.0	18 -15	260	250	11	19	2
154	Zhaliuk	Denys	Ukraine		33.0	15 -18	210	160	13	18	2
155	Tordanov	Hristo	Bulgaria		35.0	17 -18	985	795	53	22	2
156	Eriksson	Finn Willy	Norway		35.5	17½-18	280	280	13	15	2
157	Walters	Val	United-States		36.0	18 -18	645	625	17	19	2
158	Eriksson	Kirsti	Norway		36.0	18 -18	365	335	22	22	2
159	Valore	Paolo	France		20.0	18 - 2	2,585	2,585	103	2	1
160	Csöregi	Balázs	Hungary		21.0	18 - 3	2,250	2,250	59	9	1
161	Carraro	Simone	Italy		21.0	18 - 3	1,740	1,740	142	7	1
162	Leach	Ian	Wales		22.0	18 - 4	1,300	1,300	33	8	1
163	Sherbakov	Eugeniy	Russia		23.0	18 - 5	1,730	1,730	24	3	1
164	Del Fabbro	Thomas	Germany		24.0	18 - 6	1,725	1,725	41	16	1
165	Bogilovic	Mirsad	Bosnia Herzegovina		24.0	18 - 6	970	970	28	12	1
166	Melcher	Miroslav	Czech Republic		26.0	18 - 8	1,295	1,295	51	1	1
167	Kovac	Hrvoje	Croatia		27.0	18 - 9	970	970	19	16	1
168	Mularoni	Marino	San Marino		27.0	18 - 9	905	905	74	3	1
169	Pottelet	Stéphane	France		27.0	9 -18	595	595	14	7	1
170	Klop	Arjan	Netherland		27.0	9 -18	455	455	16	1	1

Time
16:08:48

President of Jury

Aljo Gando Matus


60 WORLD COARSE FISHING CHAMPIONSHIP FOR NATIONS





























Polonia

Zeranski Channel in Warsaw

FINAL INDIVIDUAL CLASSIFICATION

Date 15-09-2013



Class. (final)	Competitor	Team (Nation)		Penalties (Total)	Placing (1st day / 2nd day)	Weight (total)	Weight (best)	Fish (total)	Nr. (tot.)	Legs played	
171	Savelkoul	John	Netherland		28.0	18 -10	845	845	38	1	1
172	Jawad	Amer	Wales		28.0	10 -18	345	345	9	4	1
173	Kupperschmidt	Jan-Willi	Germany		29.0	11 -18	430	430	10	4	1
174	Valichenka	Aliaksei	Belarus		29.0	11 -18	300	300	8	16	1
175	Danilovic	Vladimir	Serbia		30.0	18 -12	1,970	1,970	55	17	1
176	Costa	Carlos	Portugal		30.0	18 -12	785	785	27	14	1
177	Magyar	Szilárd	Hungary		30.0	12 -18	390	390	7	9	1
178	Schmitt	Fernand	Luxembourg		30.5	12½-18	145	145	4	5	1
179	Blecha	Miroslav	Czech Republic		31.0	13 -18	1,795	1,795	92	7	1
180	Skalka	Igor	Slovakia		31.0	18 -13	885	885	31	14	1
181	Prandi	Giuliano	Italy		31.0	13 -18	235	235	11	15	1
182	Minoretti	Antonio	Switzerland		32.0	14 -18	875	875	25	1	1
183	Howell	Nick	Ireland		33.0	15 -18	1,550	1,550	30	10	1
184	Tasini	Alberto	San Marino		33.0	15 -18	850	850	18	13	1
185	Zwick	Romain	Luxembourg		33.0	18 -15	775	775	37	15	1
186	Mavric	Željko	Slovenia		34.0	18 -16	680	680	16	9	1
187	Tsikhanau	Kanstantsin	Belarus		34.0	18 -16	295	295	22	18	1
188	Hart	Colin	Scotland		34.0	18 -16	280	280	16	9	1
189	Woodrow	James	Scotland		34.0	16 -18	190	190	5	6	1
190	Kusmartsev	Maksim	Russia		34.0	16 -18	70	70	2	11	1
191	Jurman	Benjamin	Slovenia		34.0	16 -18	60	60	2	11	1
192	Radovic	Goran	Serbia		34.0	16 -18	45	45	2	2	1
193	Verbliugevicius	Aurimas	Lithuania		35.0	18 -17	505	505	19	7	1
194	Ruban	Oleksandr	Ukraine		35.0	18 -17	365	365	7	2	1
195	Kavczynskyy	Andriy	Ukraine		35.0	17 -18	300	300	14	1	1
196	Mindák	Tomáš	Slovakia		35.0	17 -18	145	145	3	3	1
197	Kolaric	Darko	Croatia		35.0	17 -18	40	40	1	16	1
198	Dragojevic	Miroslav	Bosnia Herzegovina		35.0	17 -18	30	30	2	8	1
199	Herron	David	Ireland		36.0	18 -18	380	380	24	6	1
200	Bertschi	Christian	Switzerland		36.0	18 -18	220	220	15	11	1
201	Borges	Fernando	Portugal		36.0	18 -18	85	85	2	15	1
202	Krivoševjas	Andrius	Lithuania		36.0	18 -18	20	20	1	6	1

Time
16:08:48

President of Jury

Aljo Gaudin Matić